

Users Manual Wireless Remote Controller WR-T10

Thank you for your purchase of a Nikon wireless remote controller. With this remote controller or access to the Internet, you can use the functions of your Nikon camera. The camera can be taken by remote control using a wireless WR-T10 transmitter. The WR-T10 is a pen remote control...

- 1. Read the instructions of the camera and the remote control.
2. Turn on the camera.
3. Connect the remote control to the camera.
4. Use the remote control to take pictures.

English Thank you for your purchase of a Nikon wireless remote controller. With this remote controller or access to the Internet, you can use the functions of your Nikon camera. The camera can be taken by remote control using a wireless WR-T10 transmitter.

- 1. Read the instructions of the camera and the remote control.
2. Turn on the camera.
3. Connect the remote control to the camera.
4. Use the remote control to take pictures.

Deutsch Vielen Dank für den Kauf einer Nikon Fernbedienung. Wenn Sie den Empfänger der Fernbedienung WR-T10 angeschlossen haben, können Sie die Kamera fernsteuern. Sie können die Kamera mit dem Fernbedienungsempfänger WR-T10 steuern. Sie können die Kamera mit dem Fernbedienungsempfänger WR-T10 steuern.

- 1. Lesen Sie die Bedienungsanleitung der Kamera und der Fernbedienung.
2. Schalten Sie die Kamera ein.
3. Verbinden Sie die Fernbedienung mit der Kamera.
4. Verwenden Sie die Fernbedienung, um die Kamera zu steuern.

Portuguese Obrigado por adquirir um controlador remoto sem fio da Nikon. Com este controlador remoto ou acesso à Internet, você poderá utilizar as funções da sua câmera Nikon. Você poderá tirar fotos com o controle remoto sem fio WR-T10. O WR-T10 é um controle remoto sem fio para a câmera.

- 1. Leia as instruções da câmera e do controlador remoto.
2. Ligue a câmera.
3. Conecte o controlador remoto à câmera.
4. Use o controlador remoto para tirar fotos.

Italiano Grazie per aver acquistato un telecomando wireless Nikon. Con questo telecomando o l'accesso a Internet, potrete utilizzare le funzioni della vostra fotocamera Nikon. Potrete scattare fotografie con il telecomando wireless WR-T10. Il WR-T10 è un telecomando wireless per la fotocamera.

- 1. Leggere le istruzioni della fotocamera e del telecomando.
2. Accendere la fotocamera.
3. Collegare il telecomando alla fotocamera.
4. Usare il telecomando per scattare fotografie.

Spanish Gracias por haber comprado un controlador remoto inalámbrico Nikon. Con este controlador remoto o acceso a Internet, podrá utilizar las funciones de su cámara Nikon. Podrá tomar fotografías con el controlador remoto inalámbrico WR-T10. El WR-T10 es un controlador remoto inalámbrico para la cámara.

- 1. Leer las instrucciones de la cámara y del controlador remoto.
2. Encender la cámara.
3. Conectar el controlador remoto a la cámara.
4. Usar el controlador remoto para tomar fotografías.

French Merci d'avoir acheté un télécommandeur sans fil Nikon. Avec ce télécommandeur ou l'accès à Internet, vous pourrez utiliser les fonctions de votre appareil photo Nikon. Vous pourrez prendre des photos avec le télécommandeur sans fil WR-T10. Le WR-T10 est un télécommandeur sans fil pour l'appareil photo.

- 1. Lire les instructions de l'appareil photo et du télécommandeur.
2. Allumer l'appareil photo.
3. Brancher le télécommandeur sur l'appareil photo.
4. Utiliser le télécommandeur pour prendre des photos.

Japanese Nikon無線リモコンWR-T10の取扱説明書。このリモコンを使用すると、インターネット経由でカメラの機能を操作できます。無線リモコンWR-T10を使用すると、カメラを遠隔操作できます。WR-T10はカメラ用の無線リモコンです。

- 1. カメラとリモコンの取扱説明書を読み取ってください。
2. カメラの電源を入れます。
3. リモコンをカメラに接続します。
4. リモコンを使用してカメラを操作します。

Portuguese Obrigado por adquirir um controlador remoto sem fio da Nikon. Com este controlador remoto ou acesso à Internet, você poderá utilizar as funções da sua câmera Nikon. Você poderá tirar fotos com o controle remoto sem fio WR-T10. O WR-T10 é um controlador remoto sem fio para a câmera.

- 1. Leia as instruções da câmera e do controlador remoto.
2. Ligue a câmera.
3. Conecte o controlador remoto à câmera.
4. Use o controlador remoto para tirar fotos.

Italiano Grazie per aver acquistato un telecomando wireless Nikon. Con questo telecomando o l'accesso a Internet, potrete utilizzare le funzioni della vostra fotocamera Nikon. Potrete scattare fotografie con il telecomando wireless WR-T10. Il WR-T10 è un telecomando wireless per la fotocamera.

- 1. Leggere le istruzioni della fotocamera e del telecomando.
2. Accendere la fotocamera.
3. Collegare il telecomando alla fotocamera.
4. Usare il telecomando per scattare fotografie.

Specifications

Table with 2 columns: Item and Specifications. Includes sections for Wireless Remote Controller WR-T10, Specifications, and Approximate dimensions.

Specifications

Table with 2 columns: Item and Specifications. Includes sections for Wireless Remote Controller WR-T10, Specifications, and Approximate dimensions.

Specifications

Table with 2 columns: Item and Specifications. Includes sections for Wireless Remote Controller WR-T10, Specifications, and Approximate dimensions.

Specifications

Table with 2 columns: Item and Specifications. Includes sections for Wireless Remote Controller WR-T10, Specifications, and Approximate dimensions.

Specifications

Table with 2 columns: Item and Specifications. Includes sections for Wireless Remote Controller WR-T10, Specifications, and Approximate dimensions.

Specifications

Table with 2 columns: Item and Specifications. Includes sections for Wireless Remote Controller WR-T10, Specifications, and Approximate dimensions.

Specifications

Table with 2 columns: Item and Specifications. Includes sections for Wireless Remote Controller WR-T10, Specifications, and Approximate dimensions.

Specifications

Table with 2 columns: Item and Specifications. Includes sections for Wireless Remote Controller WR-T10, Specifications, and Approximate dimensions.

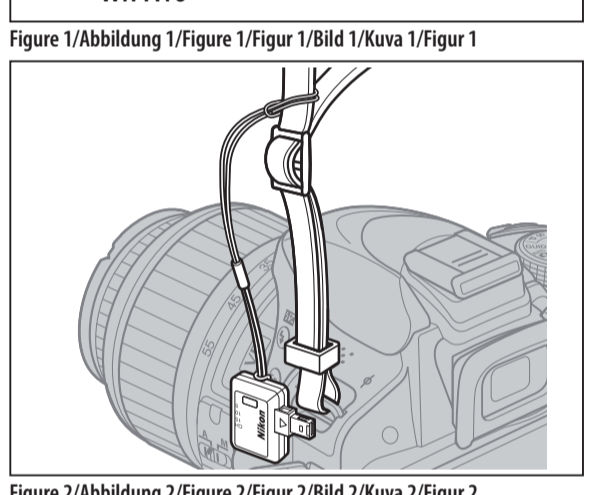
Specifications

Table with 2 columns: Item and Specifications. Includes sections for Wireless Remote Controller WR-T10, Specifications, and Approximate dimensions.

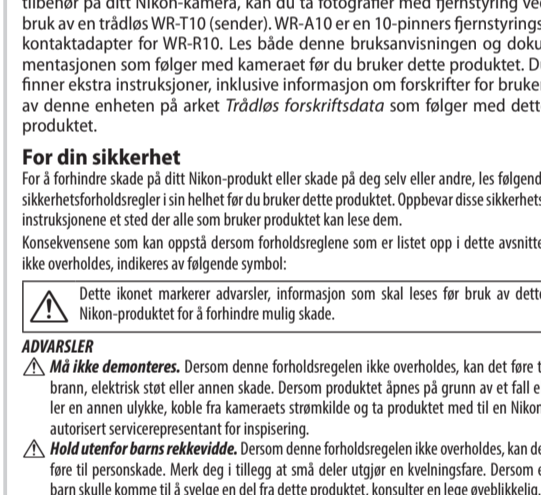
Specifications

Table with 2 columns: Item and Specifications. Includes sections for Wireless Remote Controller WR-T10, Specifications, and Approximate dimensions.

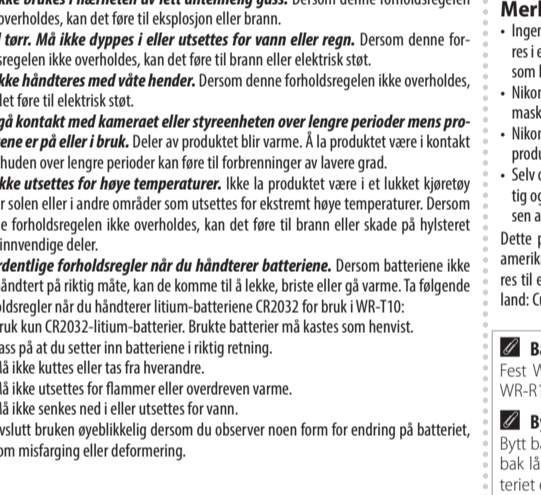
Diagram



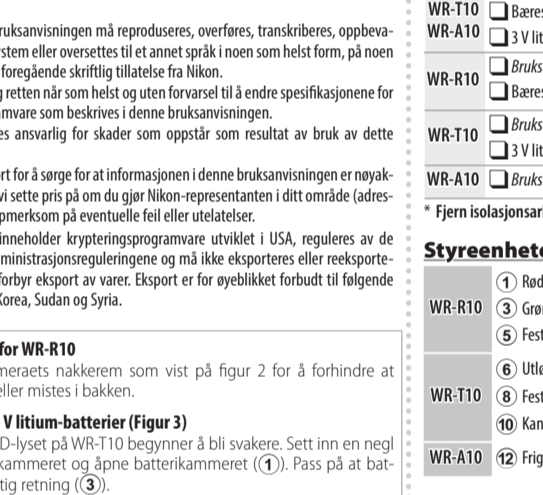
Diagram



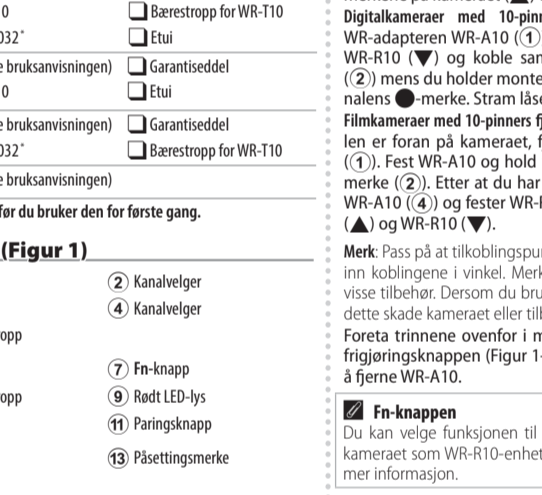
Diagram



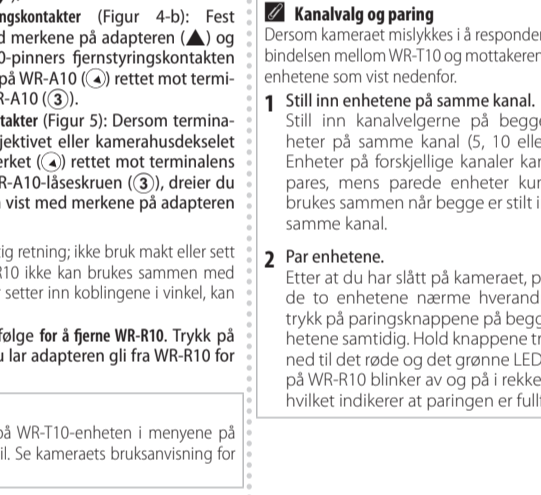
Diagram



Diagram



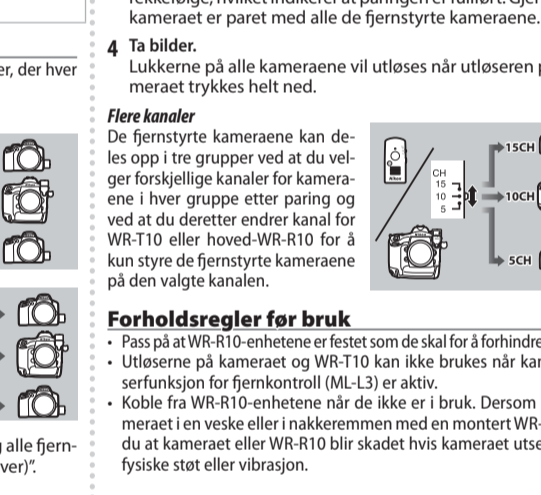
Diagram



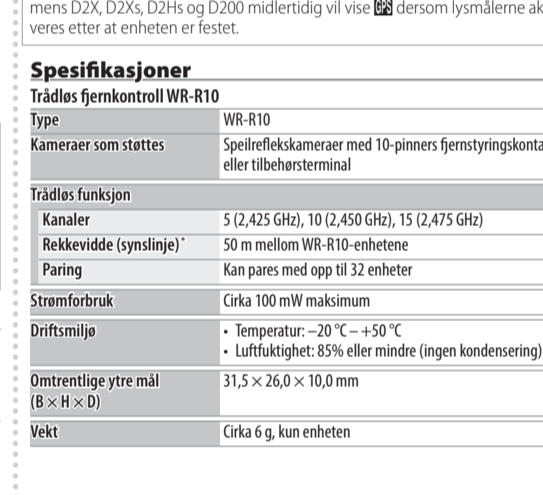
Diagram



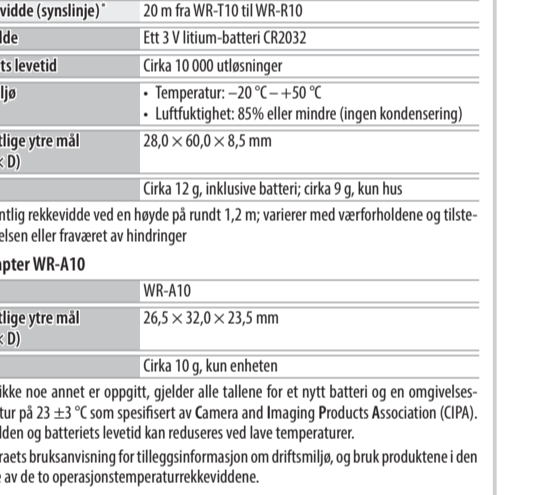
Diagram



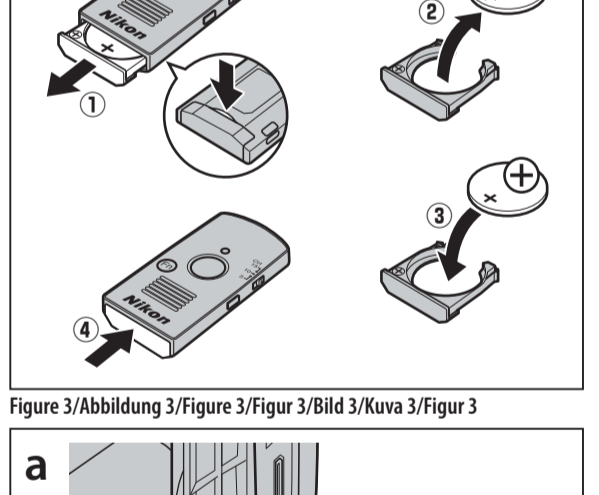
Diagram



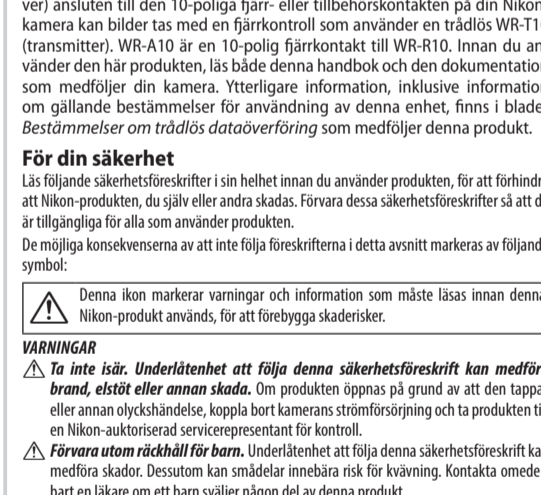
Diagram



Diagram



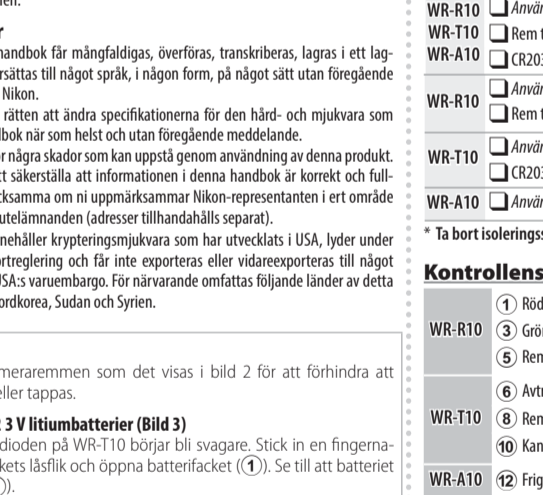
Diagram



Diagram



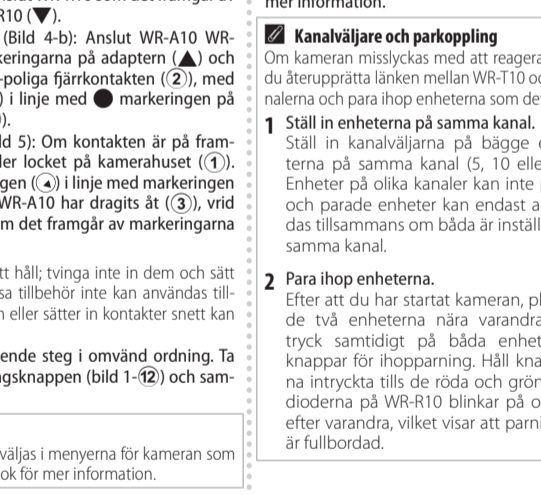
Diagram



Diagram



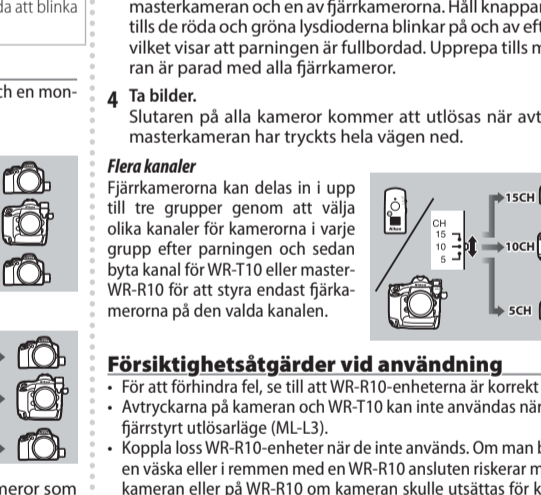
Diagram



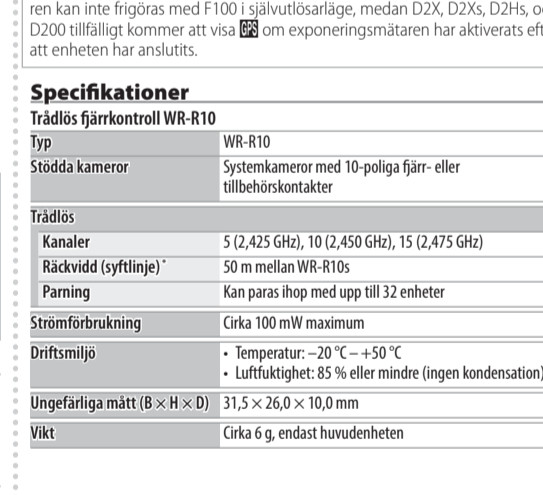
Diagram



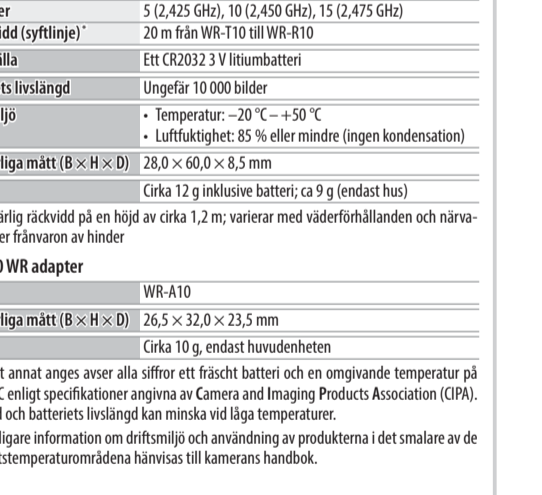
Diagram



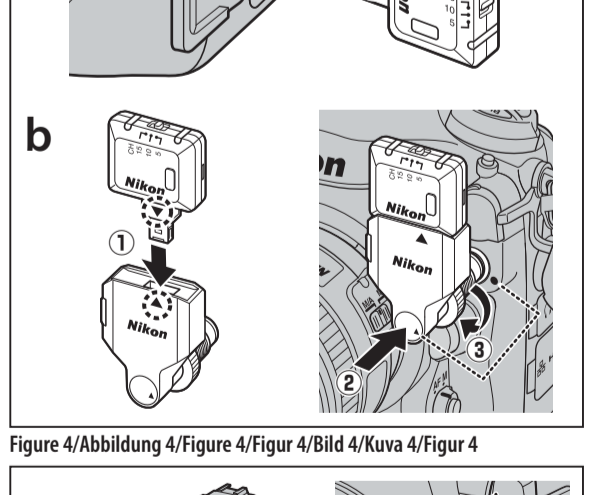
Diagram



Diagram



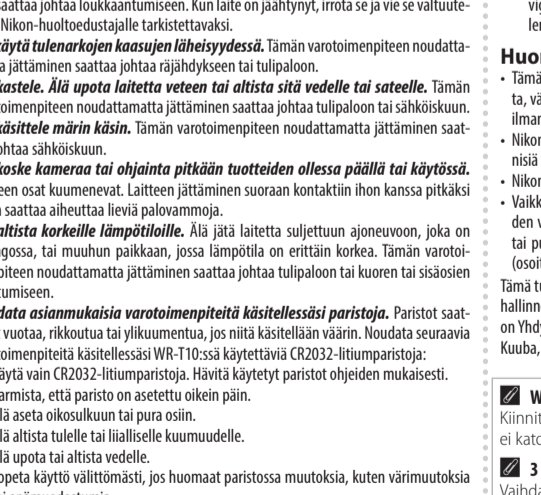
Diagram



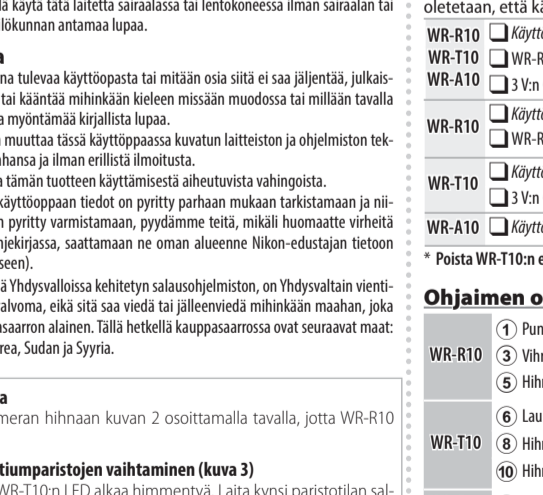
Diagram



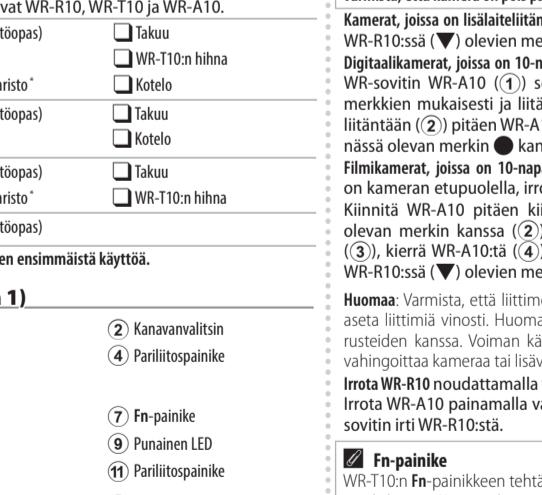
Diagram



Diagram



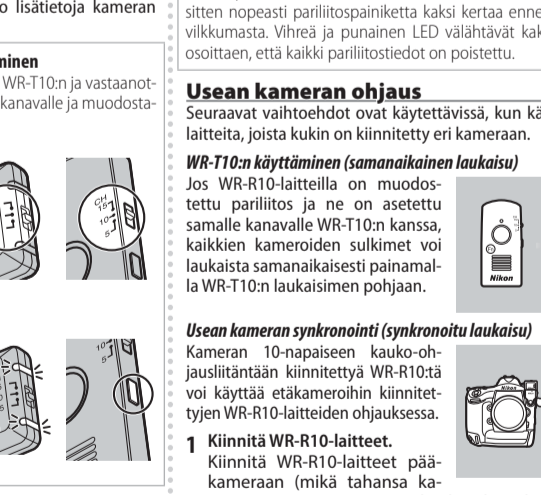
Diagram



Diagram



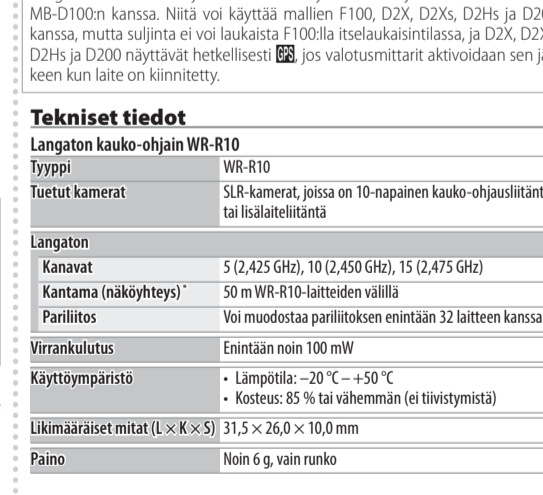
Diagram



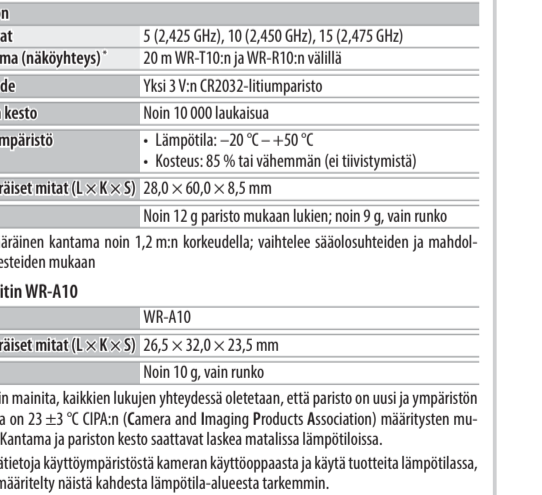
Diagram



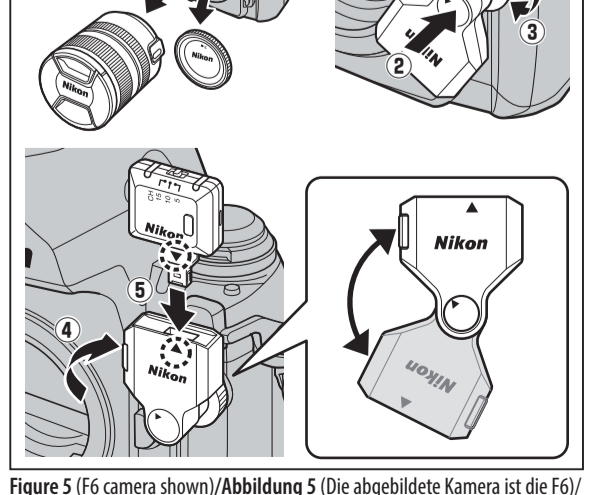
Diagram



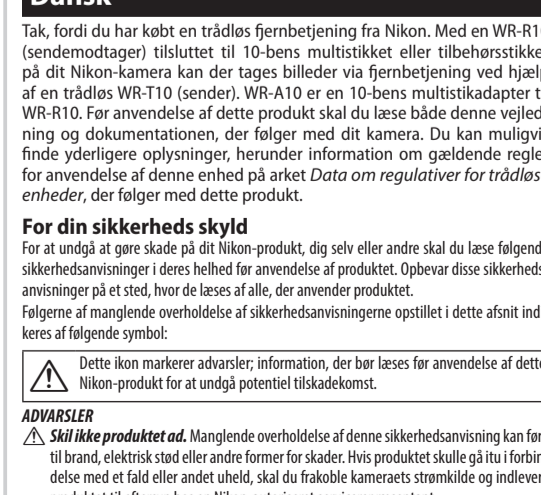
Diagram



Diagram



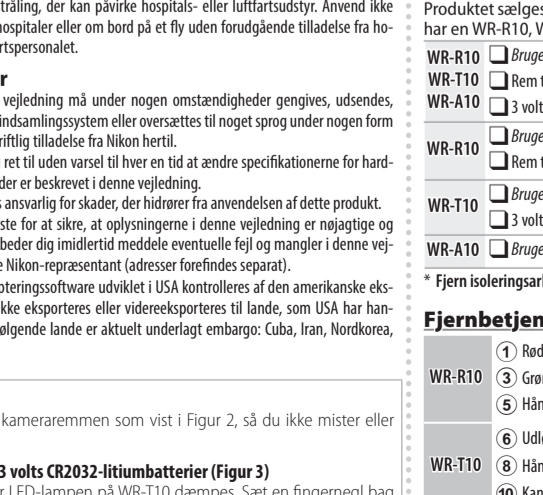
Diagram



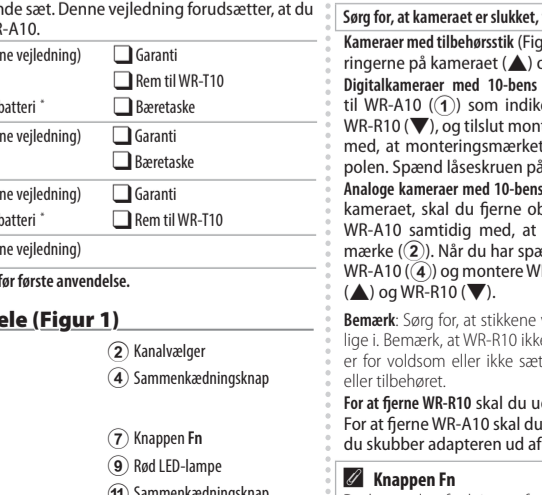
Diagram



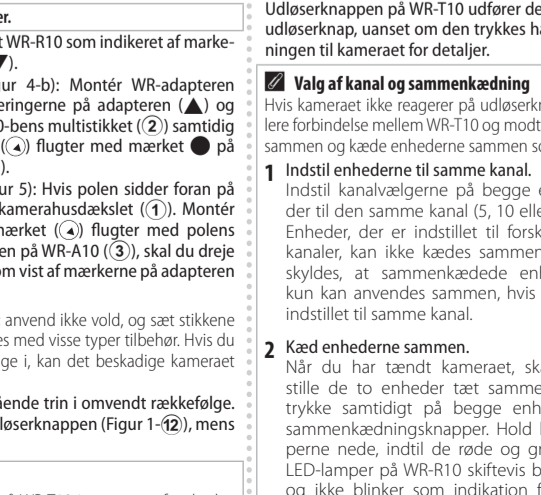
Diagram



Diagram



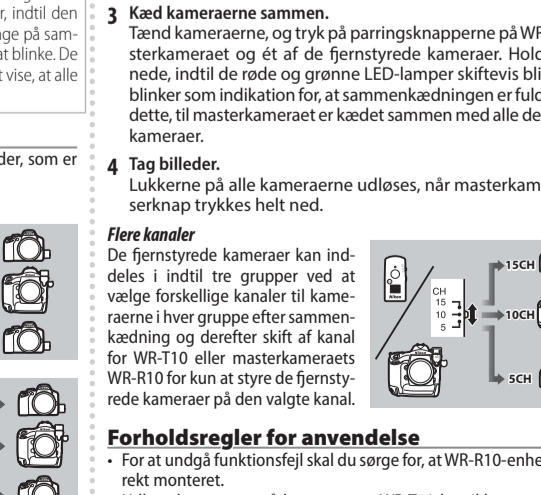
Diagram



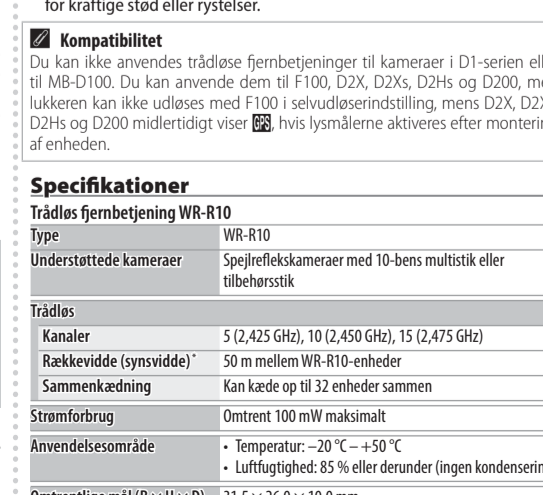
Diagram



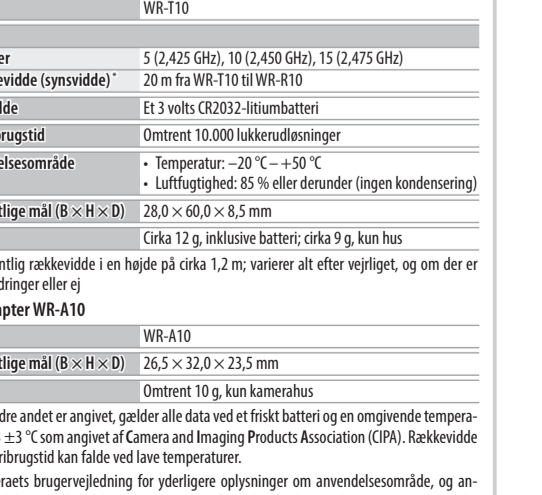
Diagram



Diagram



Diagram



Diagram



Diagram



Diagram



Diagram



Diagram



Diagram



Diagram



Diagram



Diagram



Diagram

