

# The FTZ II/FTZ Mount Adapter

En

## Compatible F Mount Lenses

### Supported Features

2

This table summarizes the features available with NIKKOR F lenses attached to Z mount cameras via an FTZ II/FTZ mount adapter.

### Compatible Lenses

3

This section lists the lenses that can be used with the FTZ II/FTZ mount adapter and describes how to tell the different types of lenses apart.






### Using NIKKOR F Lenses

7

This section lists the restrictions and precautions that apply when using NIKKOR F lenses with the FTZ II/FTZ mount adapter.

## Supported Features

Supported features are indicated by check marks (✓), unsupported features by dashes (—).

| Lens         |         | Mode  | Focus mode |  |    | Shooting mode  |                | Metering mode<br>(  ,  ,  ,  *) |
|--------------|---------|---|------------|--|----|--|----------------|---|
|              |         |   | AF         | MF<br>(with electronic<br>rangefinder) | MF | AUTO<br> , P, S,<br>EFCT, SCN | A, M           |   |
| Autofocus    | CPU     | <a href="#">AF-S Type G, E, and D;<br/>AF-P Type G and E;<br/>AF-I Type D</a> | ✓          | ✓                                      | ✓  | ✓  | ✓              | ✓   |
|              |         | <a href="#">AF Type G and D</a>   | —          | ✓                                      | ✓  | ✓  | ✓              | ✓   |
|              |         | <a href="#">Other AF Lenses</a>   | —          | —                                      | ✓  | ✓  | ✓              | ✓   |
| Manual focus | CPU     | <a href="#">PC-E NIKKOR Series, PC<br/>NIKKOR 19mm f/4E ED</a>                | —          | —                                      | ✓  | ✓  | ✓              | ✓   |
|              |         | <a href="#">PC Micro 85mm f/2.8D</a>  | —          | —                                      | ✓  | —  | ✓ <sup>1</sup> | ✓   |
|              |         | <a href="#">AI-P Lenses</a>   | —          | —                                      | ✓  | ✓  | ✓              | ✓   |
|              | Non-CPU | <a href="#">AI-, AI-Modified,<br/>NIKKOR or Nikon Series<br/>E Lenses</a>     | —          | —                                      | ✓  | —  | ✓              | ✓ <sup>2</sup>  |

1 Mode M only.

2 If highlight-weighted metering is selected, center-weighted metering will be used instead.

## Compatible Lenses

The FTZ II/FTZ mount adapter can be used with the following lenses:

- [AF-S Type G, E, and D; AF-P Type G and E; AF-I Type D](#)
- [AF Type G and D](#)
- [Other AF Lenses](#)
- [PC-E NIKKOR Series, PC NIKKOR 19mm f/4E ED](#)
- [PC Micro 85mm f/2.8D](#)
- [AI-P Lenses](#)
- [AI-, AI-Modified NIKKOR or Nikon Series E Lenses](#)

## Telling Lenses Apart

### ■ AF-S Type G, E, and D; AF-P Type G and E; AF-I Type D

An AF-S NIKKOR 50mm f/1.4G is shown.



## ■ AF Type G and D

An AI AF Nikkor 50mm f/1.4D is shown.



## ■ Other AF Lenses

An AI AF Nikkor 50mm f/1.4S is shown.



### ■ ■ *PC-E NIKKOR Series, PC NIKKOR 19mm f/4E ED*

- PC-E NIKKOR 24mm f/3.5D ED
- PC-E Micro NIKKOR 45mm f/2.8D ED
- PC-E Micro NIKKOR 85mm f/2.8D
- PC NIKKOR 19mm f/4E ED

### ■ ■ *PC Micro 85mm f/2.8D*

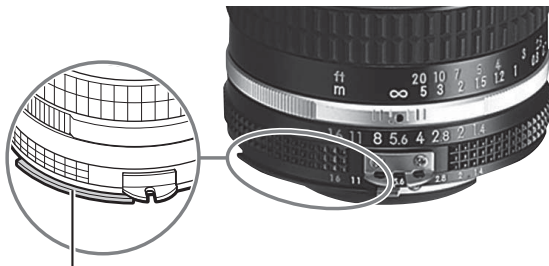
- PC Micro-Nikkor 85mm f/2.8D

### ■ ■ *AI-P Lenses*

- AI Nikkor 45mm f/2.8P
- AI Nikkor 500mm f/4P IF-ED
- AI Zoom-Nikkor 1200–1700mm f/5.6–8P IF-ED

## ■ AI-, AI-Modified NIKKOR or Nikon Series E Lenses

An AI Nikkor 50mm f/1.4S lens is shown.



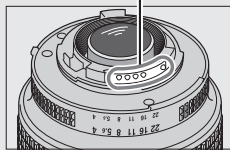
*Exposure meter  
coupling guide*

AI-, AI-modified NIKKOR, and Nikon Series E lenses have an exposure meter coupling guide on the aperture ring; they do not have CPU contacts and their labels do not begin with “AF”.

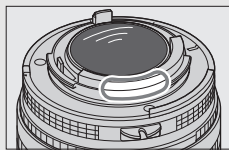
### ✓ CPU Versus Non-CPU Lenses

CPU lenses have CPU contacts.

*CPU contacts*



*CPU lens*



*Non-CPU lens*

When using a non-CPU lens, enter the focal length and maximum aperture using the **Non-CPU lens data** option in the camera setup menu.

## Using NIKKOR F Lenses

This section lists the restrictions and precautions that apply when using NIKKOR F lenses with the FTZ II/FTZ mount adapter. You should also consult the camera and mount adapter manuals and the “[Supported Features](#)” section in this guide.

### Points Common to All NIKKOR F Lenses

The following restrictions and precautions apply to all NIKKOR F lenses:

- If the lens is equipped with an aperture ring, select minimum aperture (the highest f-number) before attaching the lens to the mount adapter.
- Attaching a DX lens automatically selects the DX image area and disables the **Image Dust Off ref photo** option in the camera setup menu.
- Movies shot when a DX lens is mounted on the Z 6 and 1920 × 1080 120p, 1920 × 1080 100p, or 1920 × 1080 slow-mo is selected for **Frame size/frame rate** in the movie shooting menu will be recorded at the following frame sizes and rates:
  - 1920 × 1080; 120p: 1920 × 1080; 60p
  - 1920 × 1080; 100p: 1920 × 1080; 50p
  - 1920 × 1080; 30p ×4 (slow-mo): 1920 × 1080; 30p
  - 1920 × 1080; 25p ×4 (slow-mo): 1920 × 1080; 25p
  - 1920 × 1080; 24p ×5 (slow-mo): 1920 × 1080; 24p

- The **Custom controls/Custom control assignment/Custom controls (shooting) > Lens Fn button** option in the camera Custom Settings menu applies to the lens focus function button. In the case of lenses equipped with a focus function selector, the option chosen with the camera applies only if **AF-L** is selected with the focus function selector.
- The **Focus shift shooting** option in the camera photo shooting menu can be used with AF-S and AF-P lenses. No peaking stack image is recorded.
- The following have no effect: the **Vignette control** and **Auto distortion control** options in the video recording menu, the **Reverse ring for focus** and **Focus ring rotation range** options in the Custom Setting menu, and the **Save focus position** option in the setup menu.
- The edges of pictures taken with **Auto distortion control** enabled in the photo shooting menu may be cropped out in order to reduce distortion. Take a test shot and view the results in the display.
- Sounds may be audible from the lens or mount adapter during shooting or when the camera is turned on or off.
- Depending on the lens, the frame advance rate may drop when time is required for aperture adjustment.
- When an FTZ mount adapter is attached to the Z 9, the lack of space between the adapter and the grip for vertical shooting makes the grip difficult to use.
- The WT-7 wireless transmitter cannot be attached to the camera tripod mount while an FTZ mount adapter is in use. Insert the WT-7 into its supplied case and attach it to the strap or the tripod.



- The option selected for the **AF speed** Custom Setting applies only to AF-P lenses and the lenses listed below. Note, however, that the change in speed may not be very noticeable with some lenses. All other lenses focus at maximum speed.
  - AF-S Fisheye NIKKOR 8–15mm f/3.5–4.5E ED
  - AF-S DX NIKKOR 16–80mm f/2.8–4E ED VR
  - AF-S DX NIKKOR 18–55mm f/3.5–5.6G VR II
  - AF-S DX NIKKOR 18–140mm f/3.5–5.6G ED VR
  - AF-S DX NIKKOR 18–300mm f/3.5–6.3G ED VR
  - AF-S NIKKOR 20mm f/1.8G ED
  - AF-S NIKKOR 24mm f/1.8G ED
  - AF-S NIKKOR 24–70mm f/2.8E ED VR
  - AF-S NIKKOR 28mm f/1.4E ED
  - AF-S NIKKOR 35mm f/1.8G ED
  - AF-S DX NIKKOR 55–200mm f/4–5.6G ED VR II
  - AF-S NIKKOR 58mm f/1.4G
  - AF-S NIKKOR 70–200mm f/2.8E FL ED VR
  - AF-S NIKKOR 105mm f/1.4E ED
  - AF-S NIKKOR 120–300mm f/2.8E FL ED SR VR
  - AF-S NIKKOR 180–400mm f/4E TC1.4 FL ED VR
  - AF-S NIKKOR 200–500mm f/5.6E ED VR
  - AF-S NIKKOR 300mm f/4E PF ED VR
  - AF-S NIKKOR 400mm f/2.8E FL ED VR
  - AF-S NIKKOR 500mm f/4E FL ED VR
  - AF-S NIKKOR 500mm f/5.6E PF ED VR
  - AF-S NIKKOR 600mm f/4E FL ED VR

### **On-Camera Vibration Reduction (Z 9/Z 7II/Z 6II/Z 7/Z 6/Z 5)**

The vibration reduction feature for VR lenses combines with on-camera vibration reduction to reduce blur caused by camera motion on the pitch, yaw, and roll axes. The option selected with the lens vibration reduction on/off switch takes precedence over the option selected with the camera. On-camera vibration reduction can also be used with non-CPU lenses if the focal length is supplied using the **Non-CPU lens data** option in the camera setup menu.

Note that depending on the lens, on-camera vibration reduction may cause a drop in peripheral illumination or otherwise fail to produce the desired results. In addition, the mount adapter does not support the Z 9's synchro VR feature, which blends lens and on-camera vibration reduction.

## **Points Applicable to Specific Lens Types**

The restrictions and precautions listed in this section apply only to specific lens types.

### **■ ■ AF-S Type G, E, and D; AF-P Type G and E; AF-I Type D**

The electronic rangefinder may not function as expected and autofocus fine-tuning may be necessary to obtain the desired results with some lenses. In addition, autofocus may, depending on shooting conditions, fail to produce the desired results with the following lenses. Repeat the autofocus operation until the subject is in focus or focus using manual focus.

- AF-S DX NIKKOR 18–55mm f/3.5–5.6G VR II
- AF-S DX VR Zoom-Nikkor 55–200mm f/4–5.6G IF-ED
- AF-S DX NIKKOR 18–55mm f/3.5–5.6G VR

The focus position for AF-P lenses may change if you turn the camera off and then on again after focusing.

### **■ ■ Other AF Lenses**

The **Vignette control** and **Auto distortion control** options in the photo shooting menu have no effect on AF lenses that are not type G, E, or D.

### **■ ■ PC-E NIKKOR Series, PC NIKKOR 19mm f/4E ED**

The **Vignette control** and **Auto distortion control** options in the photo shooting menu have no effect.

### ■ ■ *PC Micro 85mm f/2.8D*

The PC Micro Nikkor 85mm f/2.8D can be used only in mode **M**; adjust aperture and check exposure before shooting. In addition, the **Vignette control** and **Auto distortion control** options in the photo shooting menu have no effect.

### ■ ■ *AI-P Lenses*

The **Vignette control** and **Auto distortion control** options in the photo shooting menu have no effect. In addition, exposure compensation may be necessary to achieve the desired exposure with the following lenses:

- AI Nikkor 500mm f/4P IF-ED
- AI Zoom-Nikkor 1200–1700mm f/5.6–8P IF-ED

### ■ ■ *AI-, AI-Modified NIKKOR or Nikon Series E Lenses*

These lenses can be used only in modes **A** and **M**; be sure to enter the focal length and maximum aperture using the **Non-CPU lens data** option in the camera setup menu before use. In addition, the **Vignette control** and **Auto distortion control** options in the photo shooting menu and the **Diffraction compensation** options in the photo shooting and video recording menus have no effect.

 **Caution: AF-S/AF-I Teleconverters**

AF-S/AF-I teleconverters can be used with the following lenses:

- AF-S NIKKOR 70–200mm f/2.8E FL ED VR
- AF-S NIKKOR 70–200mm f/2.8G ED VR II
- AF-S VR Zoom-Nikkor 70–200mm f/2.8G IF-ED
- AF-S NIKKOR 70–200mm f/4G ED VR
- AF-S Zoom-Nikkor 80–200mm f/2.8D IF-ED <sup>1</sup>
- AF-S NIKKOR 80–400mm f/4.5–5.6G ED VR
- AF-S VR Micro-Nikkor 105mm f/2.8G IF-ED <sup>2</sup>
- AF-S NIKKOR 120–300mm f/2.8E FL ED SR VR
- AF-S NIKKOR 180–400mm f/4E TC1.4 FL ED VR
- AF-S NIKKOR 200mm f/2G ED VR II
- AF-S VR Nikkor 200mm f/2G IF-ED
- AF-S NIKKOR 200–400mm f/4G ED VR II
- AF-S VR Zoom-Nikkor 200–400mm f/4G IF-ED
- AF-S NIKKOR 200–500mm f/5.6E ED VR
- AF-S NIKKOR 300mm f/2.8G ED VR II
- AF-S VR Nikkor 300mm f/2.8G IF-ED
- AF-S Nikkor 300mm f/2.8D IF-ED II <sup>1</sup>
- AF-S Nikkor 300mm f/2.8D IF-ED <sup>1</sup>
- AF-I Nikkor 300mm f/2.8D IF-ED <sup>1</sup>
- AF-S NIKKOR 300mm f/4E PF ED VR
- AF-S Nikkor 300mm f/4D IF-ED <sup>1</sup>
- AF-S NIKKOR 400mm f/2.8E FL ED VR
- AF-S NIKKOR 400mm f/2.8G ED VR
- AF-S Nikkor 400mm f/2.8D IF-ED II <sup>1</sup>
- AF-S Nikkor 400mm f/2.8D IF-ED <sup>1</sup>
- AF-I Nikkor 400mm f/2.8D IF-ED <sup>1</sup>
- AF-S NIKKOR 500mm f/4E FL ED VR
- AF-S NIKKOR 500mm f/4G ED VR
- AF-S Nikkor 500mm f/4D IF-ED II <sup>1</sup>
- AF-S Nikkor 500mm f/4D IF-ED <sup>1</sup>
- AF-I Nikkor 500mm f/4D IF-ED <sup>1</sup>
- AF-S NIKKOR 500mm f/5.6E PF ED VR
- AF-S NIKKOR 600mm f/4E FL ED VR
- AF-S NIKKOR 600mm f/4G ED VR
- AF-S Nikkor 600mm f/4D IF-ED II <sup>1</sup>

- AF-S Nikkor 600mm f/4D IF-ED <sup>1</sup>
- AF-I Nikkor 600mm f/4D IF-ED <sup>1</sup>
- AF-S NIKKOR 800mm f/5.6E FL ED VR

1 Cannot be used with the TC-14E III.

2 Autofocus not supported.

Depending on the type of lens and teleconverter used, the camera may require more time to focus and may be unable to focus on dark or low-contrast subjects.

The AF-S TC800-1.25E ED teleconverter is supplied only with AF-S NIKKOR 800mm f/5.6E FL ED VR lenses and is not sold separately.

### **Z Mount Lens Teleconverters**

The mount adapter cannot be used with TC-1.4× or TC-2.0× Z-series teleconverters.

### **Cautions: Camera AF-Assist Illuminators**

Some lenses may block the light from the AF-assist illuminator either at short ranges or at all focus distances.

- Remove lens hoods when using the AF-assist illuminator.

### **Cautions: Built-in Flash Units (Z 50)**

The built-in flash units for the Nikon Z 50 digital camera can be used with CPU lenses with focal lengths of 16–300 mm.

- The built-in flash has a minimum range of about 0.6 m (2 ft).
- Peripheral illumination may drop in pictures shot at focal lengths under 16 mm.
- Remove lens hoods when using the built-in flash.
- Depending on the focal length and focus distance, some lenses may cast shadows in photographs taken with the built-in flash.

### **Incompatible Lenses and Accessories**

The following lenses and accessories cannot be used with the FTZ II/FTZ mount adapter. Attempting to forcibly attach any of this equipment could damage the adapter or the lens. Individual variation may render lenses other than those listed below incompatible; do not use force if you encounter resistance when attempting to attach a lens.

- Non-AI lenses
- IX-NIKKOR
- TC-16A AF Teleconverter
- Lenses that require the AU-1 focusing unit (400mm f/4.5, 600mm f/5.6, 800mm f/8, 1200mm f/11)
- Fisheye (6mm f/5.6, 7.5mm f/5.6, 8mm f/8, OP 10mm f/5.6)
- 2.1cm f/4
- K2 Extension Ring
- 180–600mm f/8 ED (serial numbers 174041–174180)
- 360–1200mm f/11 ED (serial numbers 174031–174127)
- 200–600mm f/9.5 (serial numbers 280001–300490)
- AF lenses for the F3AF (AF 80mm f/2.8, AF 200mm f/3.5 ED, TC-16 AF Teleconverter)
- PC 28mm f/4 (serial number 180900 or earlier)
- PC 35mm f/2.8 (serial numbers 851001–906200)
- PC 35mm f/3.5 (old type)
- Reflex 1000mm f/6.3 (old type)
- NIKKOR-H Auto 2.8cm f/3.5 (28mm f/3.5) lenses with serial numbers below 362000
- NIKKOR-S Auto 3.5cm f/2.8 (35mm f/2.8) lenses with serial numbers below 928000
- NIKKOR-S Auto 5cm f/2 (50mm f/2)
- NIKKOR-Q Auto 13.5cm f/3.5 (135mm f/3.5) lenses with serial numbers below 753000
- Micro-NIKKOR 5.5cm f/3.5
- Medical-NIKKOR Auto 200mm f/5.6
- Auto NIKKOR Telephoto-Zoom 85–250mm f/4–4.5
- Auto NIKKOR Telephoto-Zoom 200–600mm f/9.5–10.5

**NIKON CORPORATION**

---

© 2018 Nikon Corporation