

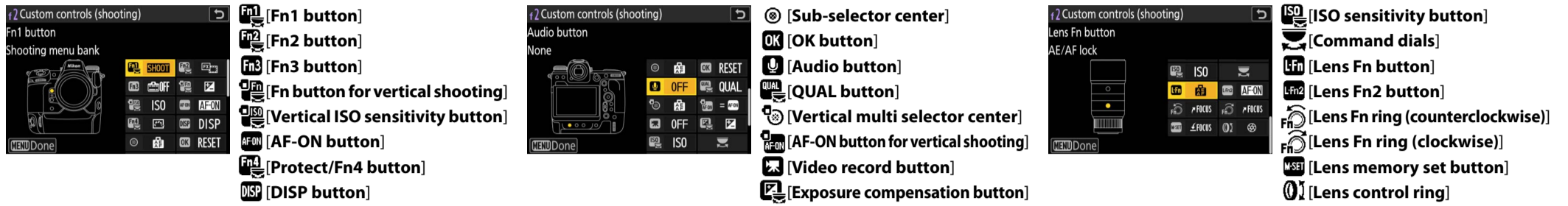
[Fn] Roles Assignable to Z 9 Custom Controls (Available Roles for Custom Controls)

Users can choose the roles played by certain camera controls during still photography, video recording, and playback. This document provides a list of the functions that can be assigned to each control. • The items shown may vary with the lens and with lens and camera firmware. The tables that follow list the items shown when a NIKKOR Z 70–200mm f/2.8 VR S lens with lens firmware version 1.21 is attached to a camera with “C” firmware version 3.00.

Still Photography

The roles played by custom controls during still photography are chosen using Custom Setting f2 [Custom controls (shooting)].

■ Customizable Controls




■ Available Roles

Table with columns for Role and various custom controls (Fn1-Fn4, ISO, AF-ON, DISP, etc.). Rows list functions like Preset focus point, AE lock, AF-ON, etc., with checkmarks indicating assignability.


Playback

The roles played by custom controls during playback are chosen using Custom Setting f3 [Custom controls (playback)].

■ Customizable Controls



Fn1 button
None



WB button
Select for upload to computer

- [Fn1 button]
- [Fn2 button]
- [Fn3 button]
- [Fn button for vertical shooting]
- [Protect/Fn4 button]
- [DISP button]
- [Audio button]
- [OK button]
- [WB button]
- [QUAL button]
- [Main command dial]
- [Vertical shooting multi selector]
- [Video record button]
- [Sub-command dial]

■ Available Roles

Role		Fn1	Fn2	Fn3	Fn	Fn4	DISP	Audio	OK	WB	QUAL	Main command dial	Vertical shooting multi selector	Video record button	Sub-command dial
	[Protect]	✓	✓	✓	✓	✓	✓	✓	—	✓	✓	—	—	✓	—
	[Zoom on/off]	✓	✓	✓	✓	✓	✓	✓	✓	✓	✓	—	—	✓	—
	[Filtered playback]	✓	✓	✓	✓	✓	✓	✓	✓	✓	✓	—	—	✓	—
	[Filtered playback (select criteria)]	✓	✓	✓	✓	✓	✓	✓	✓	✓	✓	—	—	✓	—
	[Start series playback]	✓	✓	✓	✓	✓	✓	✓	—	✓	✓	—	—	✓	—
	[Voice memo]	✓	✓	✓	✓	✓	✓	✓	—	✓	✓	—	—	✓	—
	[Select for upload to computer]	✓	✓	✓	✓	✓	✓	✓	—	✓	✓	—	—	✓	—
	[Select for upload (FTP)]	✓	✓	✓	✓	✓	✓	✓	—	✓	✓	—	—	✓	—
	[Cycle info display]	✓	✓	✓	✓	✓	✓	✓	—	✓	✓	—	—	✓	—
	[Resume shooting]	✓	✓	✓	✓	✓	✓	✓	—	✓	✓	—	—	✓	—
	[Rating]	✓	✓	✓	✓	✓	✓	✓	—	✓	✓	—	—	✓	—
	[Thumbnail on/off]	—	—	—	—	—	—	—	✓	—	—	—	—	—	—
	[View histograms]	—	—	—	—	—	—	—	✓	—	—	—	—	—	—
	[Choose slot and folder]	—	—	—	—	—	—	—	✓	—	—	—	—	—	—
	[Switched]	—	—	—	—	—	—	—	—	—	—	—	✓	—	—
	[Unswitched]	—	—	—	—	—	—	—	—	—	—	—	✓	—	—
	[None]	✓	✓	✓	✓	✓	✓	✓	—	✓	✓	—	—	✓	—
Role with command dial		Fn1	Fn2	Fn3	Fn	Fn4	DISP	Audio	OK	WB	QUAL	Main command dial	Vertical shooting multi selector	Video record button	Sub-command dial
	[Frame advance]	—	—	—	—	—	—	—	—	—	—	✓	—	—	✓
	[Video playback]	—	—	—	—	—	—	—	—	—	—	✓	—	—	✓