

**En Roles Assignable to Z 8 Custom Controls (Available Roles for Custom Controls)**

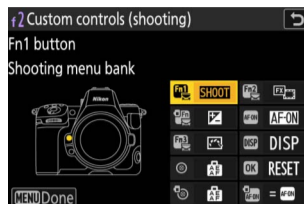
Users can choose the roles played by certain camera controls during still photography, video recording, and playback. This document provides a list of the functions that can be assigned to each control.

- The items shown may vary with the lens and with lens and camera firmware. The tables that follow list the items shown when a NIKKOR Z 70–200mm f/2.8 VR S lens with lens firmware version 1.21 is attached to a camera with “C” firmware version 1.0x.

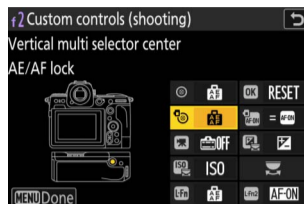
**Still Photography**

The roles played by custom controls during still photography are chosen using Custom Setting f2 [Custom controls (shooting)].


■ Customizable Controls



**Fn1 [Fn1 button]**  
**Fn2 [Fn2 button]**  
**Fn [Fn button for vertical shooting]**  
**AF-ON [AF-ON button]**  
**Fn3 [Protect/Fn3 button]**  
**DISP [DISP button]**  
 [Sub-selector center]  
 [OK button]



**[Vertical multi selector center]**  
**AF-ON [AF-ON button for vertical shooting]**  
**[Video record button]**  
**[Exposure compensation button]**  
**ISO [ISO sensitivity button]**  
**[Command dials]**



**[Lens Fn button]**  
**[Lens Fn2 button]**  
**[Lens Fn ring (counterclockwise)]**  
**[Lens Fn ring (clockwise)]**  
**[Lens memory set button]**  
**[Lens control ring]**

■ Available Roles

Role	Fn1	Fn2	Fn	AF-ON	Fn3	DISP	[Sub-selector center]	OK	[AF-ON button for vertical shooting]	[Video record button]	[Exposure compensation button]	ISO	[Lens Fn button]	L-Fn2	[Lens Fn ring (counterclockwise)]	[Lens Fn ring (clockwise)]	[Lens memory set button]	[Lens control ring]
PRE <sup>FO</sup> [Preset focus point]	✓	✓	✓	✓	—	✓	✓	✓	✓	✓	✓	—	✓	✓	✓	✓	✓	—
RESET [Select center focus point]	✓	✓	✓	✓	—	✓	✓	✓	✓	✓	✓	—	✓	✓	✓	✓	✓	—
FOCUS [Save focus position]	✓	✓	—	✓	—	✓	✓	—	✓	✓	—	—	✓	✓	✓	✓	✓	—
FOCUS [Recall focus position]	✓	✓	—	✓	—	✓	✓	—	✓	✓	—	—	✓	✓	✓	✓	✓	—
[+] [AF-area mode]	✓	✓	—	✓	—	✓	✓	—	✓	✓	—	—	✓	✓	✓	✓	✓	—
[AF-ON] [AF-area mode + AF-ON]	✓	✓	—	✓	—	✓	✓	—	✓	✓	—	—	✓	✓	✓	✓	✓	—
AF-ON [AF-ON]	✓	✓	—	✓	—	✓	✓	—	✓	✓	—	—	✓	✓	✓	✓	✓	—
[AF lock only]	✓	✓	—	✓	—	✓	✓	—	✓	✓	—	—	✓	✓	✓	✓	✓	—
[AE lock (Hold)]	✓	✓	✓	✓	—	✓	✓	—	✓	✓	✓	—	✓	✓	✓	✓	✓	—
[AWB lock (hold)]	✓	✓	✓	✓	—	✓	✓	—	✓	✓	✓	—	✓	✓	✓	✓	✓	—
[AE/AWB lock (hold)]	✓	✓	✓	✓	—	✓	✓	—	✓	✓	✓	—	✓	✓	✓	✓	✓	—
[AE lock (Reset on release)]	✓	✓	✓	✓	—	✓	✓	—	✓	✓	✓	—	✓	✓	✓	✓	✓	—
[AE lock only]	✓	✓	—	✓	—	✓	✓	—	✓	✓	—	—	✓	✓	✓	✓	✓	—
[AE/AF lock]	✓	✓	—	✓	—	✓	✓	—	✓	✓	—	—	✓	✓	✓	✓	✓	—
[FV lock]	✓	✓	✓	✓	—	✓	✓	—	✓	✓	✓	—	✓	✓	✓	✓	✓	—
[Disable/enable]	✓	✓	✓	✓	—	✓	✓	—	✓	✓	✓	—	✓	✓	✓	✓	✓	—
[Switch FX/DX]	✓	✓	✓	✓	—	✓	✓	—	✓	✓	✓	—	✓	✓	✓	✓	✓	—
FLICKER [Photo flicker reduction]	✓	✓	✓	✓	—	✓	✓	—	✓	✓	✓	—	✓	✓	✓	✓	✓	—
[Preview]	✓	✓	✓	✓	—	✓	✓	—	✓	✓	✓	—	✓	✓	✓	✓	✓	—
[Recall shooting functions]	✓	✓	—	✓	—	✓	✓	—	✓	✓	✓	—	✓	✓	✓	✓	✓	—
[Recall shooting functions (hold)]	✓	✓	✓	✓	—	✓	✓	—	✓	✓	✓	—	✓	✓	✓	✓	✓	—
FLICKER [High-frequency flicker reduction]	✓	✓	✓	✓	—	✓	✓	—	✓	✓	✓	—	✓	✓	✓	✓	✓	—
BKT [Bracketing burst]	✓	✓	—	✓	—	✓	✓	—	✓	✓	—	—	✓	✓	✓	✓	✓	—
[Sync. release selection]	✓	✓	—	✓	—	✓	✓	—	✓	✓	—	—	✓	✓	✓	✓	✓	—
[Override other cameras]	✓	✓	✓	✓	—	✓	✓	—	✓	✓	✓	—	✓	✓	✓	✓	✓	—
[+ RAW]	✓	✓	✓	✓	—	✓	✓	—	✓	✓	✓	—	✓	✓	✓	✓	✓	—
[Silent mode]	✓	✓	✓	✓	—	✓	✓	—	✓	✓	✓	—	✓	✓	✓	✓	✓	—
DISP [Cycle live view info display]	✓	✓	✓	✓	—	✓	✓	—	✓	✓	✓	—	✓	✓	✓	✓	✓	—
[Live view info display off]	✓	✓	✓	✓	—	✓	✓	—	✓	✓	✓	—	✓	✓	✓	✓	✓	—
[Framing grid]	✓	✓	✓	✓	—	✓	✓	—	✓	✓	✓	—	✓	✓	✓	✓	✓	—
[Zoom on/off]	✓	✓	✓	✓	—	✓	✓	✓	✓	✓	✓	—	✓	✓	✓	✓	✓	—
[Virtual horizon]	✓	✓	✓	✓	—	✓	✓	—	✓	✓	✓	—	✓	✓	✓	✓	✓	—
[Starlight view (photo Lv)]	✓	✓	✓	✓	—	✓	✓	—	✓	✓	✓	—	✓	✓	✓	✓	✓	—
[View mode (photo Lv)]	✓	✓	✓	✓	—	✓	✓	—	✓	✓	✓	—	✓	✓	✓	✓	✓	—
[Focus peaking display]	✓	✓	✓	✓	—	✓	✓	—	✓	✓	✓	—	✓	✓	✓	✓	✓	—
[MY MENU]	✓	✓	✓	✓	✓	✓	✓	—	✓	✓	✓	✓	✓	✓	✓	✓	✓	—
[Access top item in MY MENU]	✓	✓	✓	✓	✓	✓	✓	—	✓	✓	✓	✓	✓	✓	✓	✓	✓	—
[Playback]	✓	✓	✓	✓	✓	✓	✓	—	✓	✓	✓	✓	✓	✓	✓	✓	✓	—
[Filtered playback]	✓	✓	✓	✓	✓	✓	✓	—	✓	✓	✓	✓	✓	✓	✓	✓	✓	—
[Filtered playback (select criteria)]	✓	✓	✓	✓	✓	✓	✓	—	✓	✓	✓	✓	✓	✓	✓	✓	✓	—
[Same as AF-ON button]	—	—	—	—	—	—	—	—	✓	—	—	—	—	—	—	—	—	—
SHOOT [Shooting menu bank]	✓	✓	✓	—	✓	—	—	—	—	✓	✓	✓	—	—	—	—	—	—
MODE [Shooting mode]	✓	✓	✓	—	✓	—	—	—	—	✓	✓	✓	—	—	—	—	—	—
[Choose image area]	✓	✓	✓	—	✓	—	—	—	—	✓	✓	✓	—	—	—	—	—	—
QUAL [Image quality/size]	✓	✓	✓	✓	—	—	—	—	—	✓	✓	✓	—	—	—	—	—	—
[Exposure compensation]	✓	✓	✓	—	✓	—	—	—	—	✓	✓	✓	—	—	—	—	—	✓
ISO [ISO sensitivity]	✓	✓	✓	✓	—	—	—	—	—	✓	✓	✓	—	—	—	—	—	✓
WB [White balance]	✓	✓	✓	—	✓	—	—	—	—	✓	✓	✓	—	—	—	—	—	—
[Set Picture Control]	✓	✓	✓	—	✓	—	—	—	—	✓	✓	✓	—	—	—	—	—	—
[Set Picture Control (HLG)]	✓	✓	✓	—	✓	—	—	—	—	✓	✓	✓	—	—	—	—	—	—
[Active D-Lighting]	✓	✓	✓	—	✓	—	—	—	—	✓	✓	✓	—	—	—	—	—	—
[Skin softening]	✓	✓	✓	—	✓	—	—	—	—	✓	✓	✓	—	—	—	—	—	—
[Portrait impression balance]	✓	✓	✓	—	✓	—	—	—	—	✓	✓	✓	—	—	—	—	—	—
[Metering]	✓	✓	✓	—	✓	—	—	—	—	✓	✓	✓	—	—	—	—	—	—
[Flash mode/compensation]	✓	✓	✓	—	✓	—	—	—	—	✓	✓	✓	—	—	—	—	—	—
[Release mode]	✓	✓	✓	—	✓	—	—	—	—	✓	✓	✓	—	—	—	—	—	—
AF/[AF-area mode]	✓	✓	✓	—	✓	—	—	—	—	✓	✓	✓	—	—	—	—	—	—
BKT [Auto bracketing]	✓	✓	✓	—	✓	—	—	—	—	✓	✓	✓	—	—	—	—	—	—

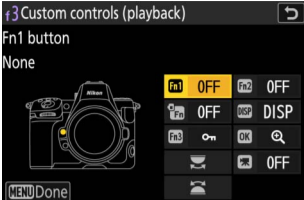
Role		Fn1	Fn2	JFn	AF-ON	Fn3	DISP	⊗	OK	⊗	AF-ON	⊗	ISO	⊗	L-Fn	L-Fn2	Fn	Fn	M-SET	01
	[Multiple exposure]	✓	✓	✓	—	✓	—	—	—	—	—	✓	✓	✓	—	—	—	—	—	—
HDR	[HDR overlay]	✓	✓	✓	—	✓	—	—	—	—	—	✓	✓	✓	—	—	—	—	—	—
LOCK	[Control lock]	✓	✓	✓	—	✓	—	—	—	—	—	✓	✓	✓	—	—	—	—	—	—
	[1 step spd/aperture]	✓	✓	✓	—	✓	—	—	—	—	—	✓	✓	✓	—	—	—	—	—	—
Non-CPU	[Choose non-CPU lens number]	✓	✓	✓	—	✓	—	—	—	—	—	✓	✓	✓	—	—	—	—	—	—
M/A	[Focus (M/A)]	—	—	—	—	—	—	—	—	—	—	—	—	—	—	—	—	—	—	—
	[Aperture]	—	—	—	—	—	—	—	—	—	—	—	—	—	—	—	—	—	—	✓
	[Aperture (close)]	—	—	—	—	—	—	—	—	—	—	—	—	—	—	—	—	✓	—	—
	[Aperture (open)]	—	—	—	—	—	—	—	—	—	—	—	—	—	—	—	✓	—	—	—
	[Exposure compensation +]	—	—	—	—	—	—	—	—	—	—	—	—	—	—	—	—	✓	—	—
	[Exposure compensation -]	—	—	—	—	—	—	—	—	—	—	—	—	—	—	—	—	✓	—	—
	[ISO sensitivity (increase)]	—	—	—	—	—	—	—	—	—	—	—	—	—	—	—	—	✓	—	—
	[ISO sensitivity (decrease)]	—	—	—	—	—	—	—	—	—	—	—	—	—	—	—	—	✓	—	—
[None]		✓	✓	✓	✓	✓	✓	✓	✓	✓	✓	✓	✓	✓	✓	✓	✓	✓	✓	✓
Role with command dial		Fn1	Fn2	JFn	AF-ON	Fn3	DISP	⊗	OK	⊗	AF-ON	⊗	ISO	⊗	L-Fn	L-Fn2	Fn	Fn	M-SET	01
	[Exposure setting]	—	—	—	—	—	—	—	—	—	—	—	—	✓	—	—	—	—	—	—
	[Focus/AF-area mode selection]	—	—	—	—	—	—	—	—	—	—	—	—	✓	—	—	—	—	—	—
	[Sub-command dial zoom role]	—	—	—	—	—	—	—	—	—	—	—	—	✓	—	—	—	—	—	—



## Playback

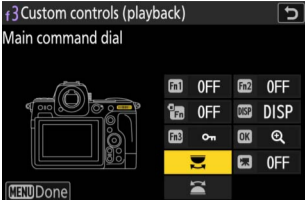
The roles played by custom controls during playback are chosen using Custom Setting f3 [Custom controls (playback)].

### ■ Customizable Controls



Custom controls (playback)  
Fn1 button  
None

**Fn1** [Fn1 button]  
**Fn2** [Fn2 button]  
**Fn** [Fn button for vertical shooting]  
**DISP** [DISP button]  
**Fn3** [Protect/Fn3 button]  
**OK** [OK button]



Custom controls (playback)  
Main command dial

**[Main command dial]**  
**[Video record button]**  
**[Sub-command dial]**

### ■ Available Roles

Role		Fn1	Fn2	Fn	DISP	Fn3	OK	[Main command dial]	[Video record button]	[Sub-command dial]
	[Protect]	✓	✓	✓	✓	✓	—	—	✓	—
	[Zoom on/off]	✓	✓	✓	✓	✓	✓	—	✓	—
	[Filtered playback]	✓	✓	✓	✓	✓	✓	—	✓	—
	[Filtered playback (select criteria)]	✓	✓	✓	✓	✓	✓	—	✓	—
	[Start series playback]	✓	✓	✓	✓	✓	—	—	✓	—
	[Voice memo]	✓	✓	✓	✓	✓	—	—	✓	—
	[Select for upload to computer]	✓	✓	✓	✓	✓	—	—	✓	—
	[Select for upload (FTP)]	✓	✓	✓	✓	✓	—	—	✓	—
	[Thumbnail on/off]	✓	✓	✓	✓	✓	✓	—	✓	—
	[View histograms]	✓	✓	✓	✓	✓	✓	—	✓	—
	[Choose slot and folder]	✓	✓	✓	✓	✓	✓	—	✓	—
<b>DISP</b>	[Cycle info display]	✓	✓	✓	✓	✓	—	—	✓	—
	[Resume shooting]	✓	✓	✓	✓	✓	—	—	✓	—
	[Rating]	✓	✓	✓	✓	✓	—	—	✓	—
[None]		✓	✓	✓	✓	✓	—	—	✓	—
Role with command dial		Fn1	Fn2	Fn	DISP	Fn3	OK	[Main command dial]	[Video record button]	[Sub-command dial]
	[Frame advance]	—	—	—	—	—	—	✓	—	✓
	[Video playback]	—	—	—	—	—	—	✓	—	✓